

WEREWOLF RUG™

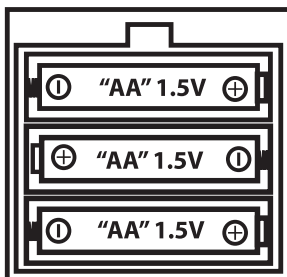
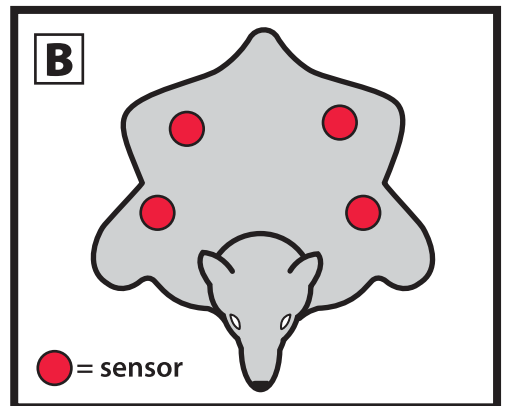

INSTALLATION AND OPERATING INSTRUCTIONS

KEEP ALL PLASTIC AND WIRE PARTS AWAY FROM CHILDREN



1. Remove black module from inside Wolf's head.
(see illustration A)
2. Insert 3 brand new, 'AA' alkaline batteries in the battery compartment on the module.
3. Place the switch located on the module to the "ON" position to operate in SOUND activation mode.
4. Replace module into black cloth pouch located behind Wolf's head. *(make sure speaker is facing sideways as shown in illustration A for loudest sound)*
5. Step on Werewolf Rug near sensor areas located on bottom of rug to activate scary sequence.
(see illustration B)

Note: Leave the switch in the "OFF" position when not in use.



BATTERY INSTRUCTIONS AND CAUTIONS:

- Use only the batteries recommended.
- Remove batteries when not in use.
- Do NOT use rechargeable batteries.
- Be sure to insert the batteries with the correct polarity +/-.
- Never mix different types of batteries: old and new, carbon-zinc, alkaline, nickel-cadmium.
- Always dispose of exhausted batteries properly.

ADULT SUPERVISION IS RECOMMENDED WHEN CHANGING BATTERIES.

Warning! This item is not a toy. For decoration only. Small parts, choking hazard. This product is intended for use by persons 15 years of age and older. Not intended for use by children 14 years of age and younger.

WARNING
DO NOT TURN ITEM ON UNTIL YOU HAVE COMPLETELY FINISHED ASSEMBLY.
DO NOT PLACE ITEM ON UNEVEN GROUND.

Surface Washable Only.

ALL NEW MATERIALS :
Polyester, Plastic, Electronic Parts

Battery Powered:
Requires 3 AA Batteries (included)

WEREWOLF RUG is a trademark of Tekky Toys.
Copyright © 2015 Tekky Toys.

All Rights Reserved.

MADE IN CHINA



DO NOT RETURN THIS ITEM TO THE STORE!
If experiencing technical difficulties,
please go to www.tekkytoys.com
for assistance.



TEKKY

VISIT US AT TEKKYTOYS.COM